


CLASS 8 - LESSON 1a

SALAATE JAMAAT - CONGREGATIONAL PRAYER

DEFINITION: Salaate Jamaat means prayers that are offered in gathering (i.e. more than two people).

Benefits: Praying in congregation provides us with rewards both in this world and the hereafter; these are listed and illustrated below:



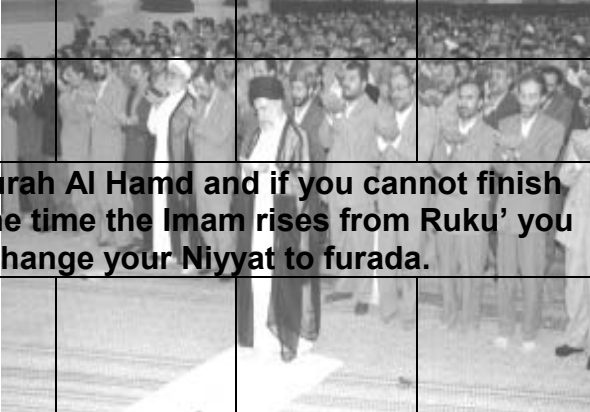


Unlimited Reward

Allah has put a very big reward for Jamaat Salaat. Our Holy Prophet (S) and our Imams (A) have placed great emphasis on Jamaat Salaat. Therefore, whenever we get an opportunity we should offer congregational prayers.

Rewards

| | |
|---|------------------------------------|
| People present in Jamaat | Each Rakaat worth |
| 2 | 150 prayers |
| 3 | 600 prayers |
| <i>THEREAFTER IT DOUBLES UNTIL AFTER THE 11th PERSON JOINS</i> | |
| 11 | <i>**ONLY ALLAH KNOWS**</i> |

How To Join Salaate Jamaat

| Scenario's | Where to join in Congregational Prayers | | | | |
|---|--|--|--|--|--------|
| | Qiyam | Ruku' | Sajdah | Tashahud | Salaam |
| Imam in 1 st Rakaat, better to join in: | ☑ | ☑ | | | |
| Imam in 2 nd Rakaat better to join in: | ☑ | ☑ |  | | |
| Imam in 3 rd \ 4 th Rakaat, better to join in: | | ☑ | | | |
| Imam in 3 rd \ 4 th Rakaat (Qiyam): | Join and recite Surah Al Hamd and if you cannot finish the recitation by the time the Imam rises from Ruku' you have to change your Niyyat to furada. | | | | |
| If you do not know which Rakaat it is always join in: | | ☑ | | | |
| You enter the Mosque it is the last Sajdah, you perform your Niyyat and Takbiratul eham and then go into: | | | ☑ | By joining you are being rewarded Jamaat Sawaab. During Tashahud and Salam, raise your knees and place your palms on the floor – rise up to your 1st Rakaat when Imam completes Salam. | |
| Extra note: |  | Raising of the knees from the ground is also followed in Tashahud and Salaam when you join in 2nd, 3rd and 4th Rakaat. | |  | |

CLASS 8 - LESSON 2

SALAAT-E-JUM'A - FRIDAY PRAYER

Salaat-e-Jum'a = Friday Prayers

Definition:

Jumuah prayers (weekly congregational prayers) are every Friday throughout the year.

Benefits:

Jum'a prayer has to be prayed in Jamaat, therefore all the benefits of praying in congregation apply.



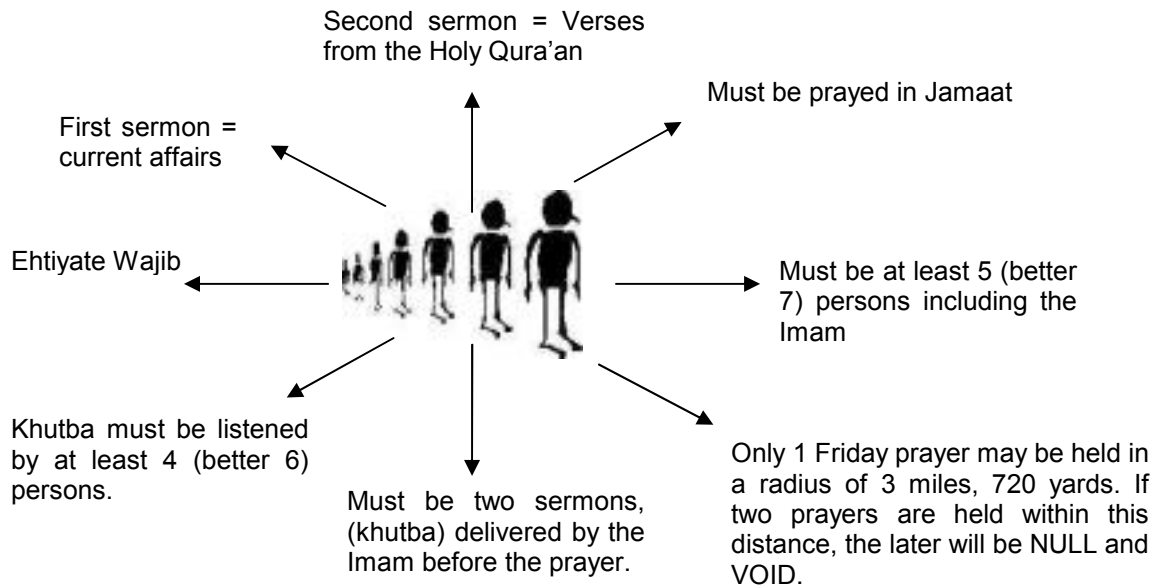
Importance:

Refer to Al Jumuah, 62:9





Wajib-e-Ayni & Wajib-e-Takhyiri (Relating to Salaate Jum'a)






| Imam / specially appointed authority | Term | Definition | Example of Definition | Prayers to be performed on Friday | | |
|--------------------------------------|--------------------|--|---|---|-------------------------------------|-------------------------------------|
| | | | | Zohr | Jum'a | Asr |
| Present | Wajib -E- Ayni | Obligatory act | Fasting during month of Ramadhan, the five daily prayers | <input checked="" type="checkbox"/> | <input checked="" type="checkbox"/> | <input checked="" type="checkbox"/> |
| Absent | Wajib -E- Takhyiri | Choice of alternatives (Choose between two or more Wajibs, but he/she cannot leave both) | Kaffara for a person who has deliberately left out a fast in the month of Ramadhan. He will either free a slave, or feed sixty deserving poor, or keep sixty fasts. | You can choose between these two – but cannot leave out both. | | |

There are certain conditions for Friday Prayer:



Method of Praying Friday Prayer

| Niyat | I am praying 2 Rakaats Salaate Juma Wajib / Sunnat Qurbatan ilallah | |
|--------------------------------|---|---|
| 1 st Rakaat Qira'at |  | Sunnat for the Imam to recite Suratul Jum'a after Al-hamd |
| Qunoot |  | There is a special Qunoot |
| Ruku |  | |
| Sajdah |  | |

| | | |
|--------------------------------|--|---|
| 2 nd Rakaat Qira'at |  | Recite Suratul Munafiqoon after Suratul Hamd |
| Ruku |  | |
| Qunoot |  | Recite the normal Qunoot (that is usually recited in the daily prayers) |
| Sajdah |  | |
| Tashahud & Salam |  | |

CLASS 8 - LESSON 3

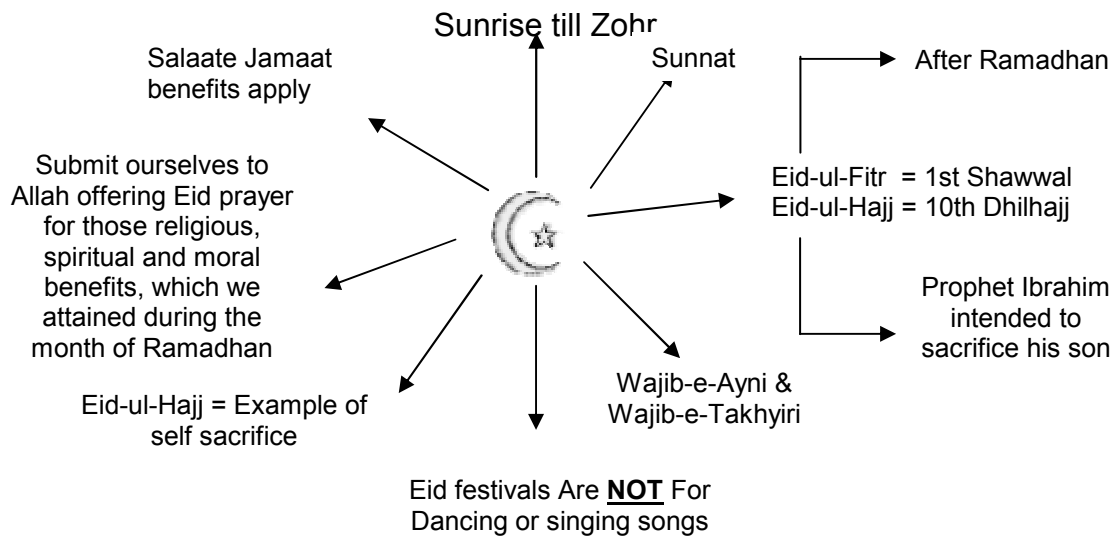
SALAATE EIDAIN - EID PRAYERS

Salaat-e-Eidain = Prayers offered on Eid


DEFINITION

Special prayers offered on two big festivals (that is Eid-ul-Fitr and Eid-ul-Hajj)










Introduction to Salaat-e-Eidain



For further guidelines on Salaate Eidain please refer to Islamic Laws 📖 1525 – 1541



Method of Praying the Eid Prayer: -


| | | |
|--------------------------------|---|---|
| Niyat | I am praying 2 Rakaats of Eid-ul-Fitr\Adha Sunnat Qubatan ilallah | |
| 1 st Rakaat Qira'at |  | Suratul Hamd and Suratul A'ala (sura number 87) |
| Qunoot (*5) |  | There is a special Qunoot recited five times followed by Takbir (Allahu Akbar) |
| Ruku & Sajdah |  | &  |
| 2 nd Rakaat Qira'at |  | Suratul Hamd and Suratul Shams (sura number 91) |
| Ruku |  | |
| Qunoot (*4) |  | Continue reciting the special Qunoot a further four times followed by Takbir (Allahu Akbar) |
| Sajdah |  | |
| Tashahud & Salam |  | |

CLASS 8 - LESSON 4

SALAAT – E – AYAAT

Salaat-e-Ayaat is WAJIB when any of the following occur 📖 1500

- Solar and Lunar Eclipse:
 - Even if the sun or the moon are eclipsed only partially and it does not create fear in any person.
- Earthquake:
 - even if lit does not cause fear.
- Any natural disaster that is likely to create fear in people.
 - **E.g.:** Cyclones, devastating storms, etc.



The offering of Salaat-e-Ayaat becomes Wajib only on the people who live in the town where a natural disaster occurs. 📖 1503

It is NOT Wajib for people who live in nearby towns.

E.g.: If an earthquake occurs in Birmingham, it is not Wajib for us here in London to pray Salaat-e-Ayaat.

Timing Of Salaat-e-Ayaat

During a Solar or Lunar eclipse 📖 1504

- the prayer can be recited at any time from the beginning of the eclipse till it is completely cleared.

If a person does not recite their Salaat during this time 📖 1505

- One should recite it whenever possible **BUT** with the Niyat of Qadha.

In other natural disasters, Salaat-e-Ayaat: 📖 1507

- must be prayed soon after the disaster is over.
- HOWEVER,**
- if a person does not pray immediately s/he is committing a sin; **AND**
- s/he still has to offer this prayer **BUT,**
- unlike the case for the eclipses s/he will not pray with the Niyat of Ada or Qadha.

A person who did not know that there was an eclipse until after it was over: 📖 1508

- will offer the prayer with the Niyat of Qadha if it was a total eclipse, **HOWEVER,**
- if it was just a partial eclipse then it is not Wajib to offer Salaat-e-Ayaat.

Method Of Reciting Salaat-e-Ayaat 📖 1516 – 1524

No. OF RAKAAT - 2 (Wajib)
No. OF RUKU - 10 (Wajib)
No. OF QUNOOT - 5
(Mustahab)

- ❖ **NIYYAT**
- ❖ **TAKBIRATUL EHRAM,**
- ❖ recite **SURATUL HAMD** and any other **SURAH**
- ❖ then go to **RUKU'**. Your **1st RUKU** is complete.
- ❖ rising from RUKU', recite SURATUL HAMD and one SURAH
- ❖ go into RUKU' again. Your **2nd RUKU** is complete.
- ❖ Likewise, you should do **FIVE RUKU**.
- ❖ After rising from the **5th Ruku**, say **SAME ALLAHU LEMAN HAMIDAH**
- ❖ go to Sajdah - Complete **2 Sajdahs** as usual
- ❖ rise for the **2nd Rakaat**.
- ❖ **recite the 2nd Rakaat in the same way as you did the first.**

NOTE:

It is Mustahab to recite Qunoot before every 2nd Ruku, but it is enough if Qunoot is recited only before the 10th Ruku. 📖 1521

Counting all 10 RUKU together, you will recite Qunoot: before the 2nd AND 4th Ruku in the 1st Rakaat; and before the 6th, 8th, and 10th Ruku in the 2nd Rakaat.

CLASS 8 - LESSON 5

SALAAT – E – QASR

How The 17 Rakaats Are Reduced

| PRAYER | RAKAATS RECITED DAILY | RAKAATS RECITED BY TRAVELLER |
|-------------|-----------------------|------------------------------|
| Fajr | 2 | 2 |
| Zohr | 4 | 2 |
| Asr | 4 | 2 |
| Maghrib | 3 | 3 |
| Isha | 4 | 2 |
| Total | 17 | 11 |

It is recommended that a traveller should say thirty (30) times after every prayer:

"Subhanallahi walhamdu lillahi wala ilaha illallahu wallahu Akbar".

To recite dua after Zohr, Asr and Isha salaah is highly recommended; and to recite the above sixty (60) times rather than thirty (30) after these three prayers.

7 Conditions To Be Fulfilled For Salaat-E-Qasr To Apply

1. Travelling Distance

A traveller should shorten their prayers if the **TOTAL** distance covered during the journey is 28 miles or more.

2. Town/City Boundary – HADDE TARAKH-KHUS

The traveller should be out of the boundary of the town or city.

3. Niyat

Before starting the journey, there must be a firm intention (Niyat) of travelling 28 miles or more.

4. Purpose of Journey

The journey should not be Haraam or for a Haraam purpose.

5. Length of Stay

The intention (Niyat) to stay must be for less than 10 days. The stay of 10 days means staying minimum from:

- (i) sunrise of 1st day to sunset of 10th day; OR
- (ii) Zohr of 1st day to Zohr of 11th day.

6. Destination

The destination should not be to a place which the traveller has made his/her hometown – **WATAN**.

7. Journey Frequency

The travelling is NOT the normal journey which a person does on account of work.

London

Below is a map of the City of London. The M25 is London's boundary i.e. **HADDE TARAKHUS**.



Examples of towns or major airports outside M25:

- Gatwick Airport
- Stansted Airport
- Luton Airport
- Stevenage

Now, let's apply these rules to everyday life by studying the lives of different people living in London.

Case 1 - Fatema

She lives in Harrow but is currently studying law at the University of Luton. She stays at University as this saves her commuting everyday but comes home during the weekend and holidays.

| | |
|----------------------------|---|
| Travelling Distance | She travels a total of 40 miles on average from her home |
| Town/City Boundary | She is outside the city of London. She travels 16 miles one way from M25. |
| Niyyat | She has made a niyyat to go to University of Luton |
| Purpose of Journey | She is going to study – Halaal |
| Length of Stay | She is to stay there for 4 years to finish her course |
| Destination – WATAN | University will be her temporary home |
| Journey Frequency | As and when required |
| Decision | She will pray full namaaz |
| Reason | She is going to stay there for 4 years |

Case 2 - Haider

He has just moved with his family to Birmingham from London. He moved because both his sons are studying at the University in Birmingham. He, however, comes to work here in London.

| | |
|----------------------------|---|
| Travelling Distance | More than 28 miles |
| Town/City Boundary | Outside M25 |
| Niyyat | He has made niyyat to make homes in both cities |
| Purpose of Journey | Moved so that he can accommodate his sons – HALAAL |
| Length of Stay | Indefinite |
| Destination – WATAN | He has made both cities his home |
| Journey Frequency | Everyday |
| Decision | He will pray full namaaz |
| Reason | He has made both towns his home town and will also be staying in Birmingham indefinitely. |

Case 3 – Jawad

He and his friends have come to Manchester to attend a performance by four well-known actors.

| | |
|-----------------------------------|---|
| <i>Travelling Distance</i> | More than 28 miles |
| <i>Town/City Boundary</i> | Outside M25 i.e. boundary of London |
| <i>Niyyat</i> | To attend a performance and return by the end of the day |
| <i>Purpose of Journey</i> | HARAAM – Their parents are not aware of their trip and listening to music is haraam |
| <i>Length of Stay</i> | 1 day |
| <i>Destination – WATAN</i> | Not their home |
| <i>Journey Frequency</i> | Once for that day |
| <i>Decision</i> | They will pray full namaaz |
| <i>Reason</i> | Their journey is for a haraam purpose |

Case 4 - Amena

She is a police woman working at a Police Station in Stevenage.

| | |
|-----------------------------------|---|
| <i>Travelling Distance</i> | More than 28 miles |
| <i>Town/City Boundary</i> | Outside London |
| <i>Niyyat</i> | Amena knows that she will travel to Stevenage everyday |
| <i>Purpose of Journey</i> | To work – HALAAL |
| <i>Length of Stay</i> | She will be going everyday |
| <i>Destination – WATAN</i> | Destination is not her home town as Amena will commute to work everyday |
| <i>Journey Frequency</i> | Everyday |
| <i>Decision</i> | She will pray full namaaz |
| <i>Reason</i> | She will be making this journey everyday for work purpose |

CLASS 8 - LESSON 6a

SIFAATE SUBUTIYA


SIFAATE SUBUTIYA = The positive attributes which are befitting Allah.

Some of the Positive Attributes of Allah

QADEEM = Allah is Eternal. He has neither a beginning nor an end.

Unlike us, there was a time we weren't there, then we were born and one day we will die.

E.g. Egg – Chicken - Hen



It wasn't there



It was born

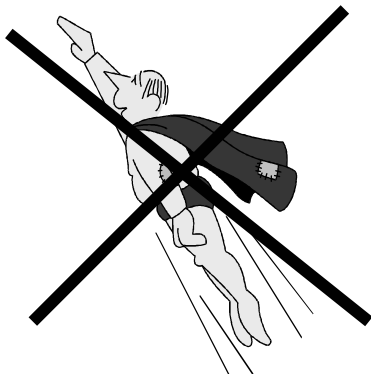


It will die

Allah has no beginning because there has never been a time when He was not there, so He wasn't born and He has no end because there will never be a time when He will not be there.

QAADIR = Allah is Omnipotent. He has power over everything, and everyone

E.g. If we are afraid of something or someone, we should pray to Allah for help and not turn to someone like Superman who isn't real.



Allah made everything and has power over everything and everyone.

There is no one and nothing stronger than Him, He is the strongest.

That is why we should only ask Allah for help because only He can really help us.

AALIM = Allah is Omniscient i.e. He knows everything.

Nothing can be kept a secret from Allah.

He knows what you shout, what you whisper, even what you think and do not say out loud.


He knows when you are good and when you are bad.

He knows if you are telling the truth and when you are lying.

He knows when you are happy and when you are sad.

He knows when you need help and He helps you.

He knows everything.



HAI = Allah is Alive and will remain alive forever.

Without Allah, nothing can survive in this world.
Allah looks after everything and everyone.
He makes sure everything works properly.
When we die, we will return to Allah


MUREED = Allah has His own discretion in all affairs. He does not do anything under compulsion.


Allah made everything and everything belongs to Him.
He can do whatever He likes without having to ask anyone.

E.g. if a toy belongs to a child, s/he does not need to ask anyone's permission to play with it. But, if it belongs to someone else, then s/he has to get permission.

Allah made everything. So, He does whatever He wants..

MUDRIK = Allah sees and hears everything although He has neither eyes nor ears.

 **Allah has no eyes or ears**


HOWEVER, 

There is nowhere that you can hide where Allah cannot see you.

There is nothing that you can say which Allah cannot hear, even if you whisper it ever so softly.

MUTAKALLIM = Allah is the Master of the word.

He can create speech in anything as He did in with the pebbles, when the people asked Prophet Muhammad (s.a.w.) to prove that he was a Prophet. .



SADIQ = Allah is truthful.

**Allah never lies
AND
He always keeps His Promises**

CLASS 8 - LESSON 6b



SIFAATE SALBIYYAH

SIFAATE SABIYYAH = the negative attributes that cannot be found in Allah.

Some of the Negative Attributes of Allah

SHAREEK = colleague or partner.

**Allah has neither a colleague nor a partner.
We recite in Suratul Ikhlas that there is only One God
He is totally independent
He has no parents or children
A person who believes that Allah has a partner is called a Mushrik**




MURAKKAB = Compound or Mixed

**Allah is not made of anything.
He cannot be divided even in the imagination.**

MAKAAN = Place

**Allah is not at a fixed place.
He has no BODY.
He is EVERYWHERE.**



HULOOL = Entering

**Nothing can enter Allah nor does He enter anything or anybody.
E.g. It is wrong, what the Christians believe about Jesus**

MAHALE HAWADIS = Subject to change

**Allah never changes
He is everywhere
He has no BODY
He has no need to change.
He is Perfect
being reborn in God's spirit.**

MAR-I = Visible

**Allah is not visible.
He has not been seen NOR
will He ever be seen because He has no BODY.**

IHTIYAJ = dependence or need

**Allah does not depend on anybody
He does not need anything
We recite in Suratul Ikhlas that there is only One
God AND
He is totally INDEPENDENT – (SAMAD)**

SIFATE ZAIID = Added qualification

**The attributes of Allah are not separate from His Being.
E.g. When we say that Allah is Aalim, it does not mean that
His knowledge is separate from His Existence.
There has never been a time when Allah had less
knowledge.**